SPRSUN

A Professional Heat Pump Manufacturer Since 1999

Peak Efficiency Built for Tomorrow

NEW Smart R290 Monobloc ATW Heat Pump



Greenergy Evo

HEATING /COOLING / HOT WATER



R290 ECO Friendly

Greenergy Evo

Full DC Inverter

ERP A+++
35°C&55°C A+++

38 dB(A)
Down to 38dB(A) at 1m

CAREL
CAREL Smart Control

R290
R290 Leak Detector

Colorful Touchscreen

-25°C
-25°C Stable Operation

SG Ready
SG Ready

Wide Voltage Range

- **187~253V** for single-phase
- **360~430V** for Three- phase



Heating
Cooling
DHW



LEADING HIGH-EFFICIENCY ENERGY SOLUTIONS

Smart Building Energy Management

A+++

35°C & 55°C

AIT TÜV ERP A+++

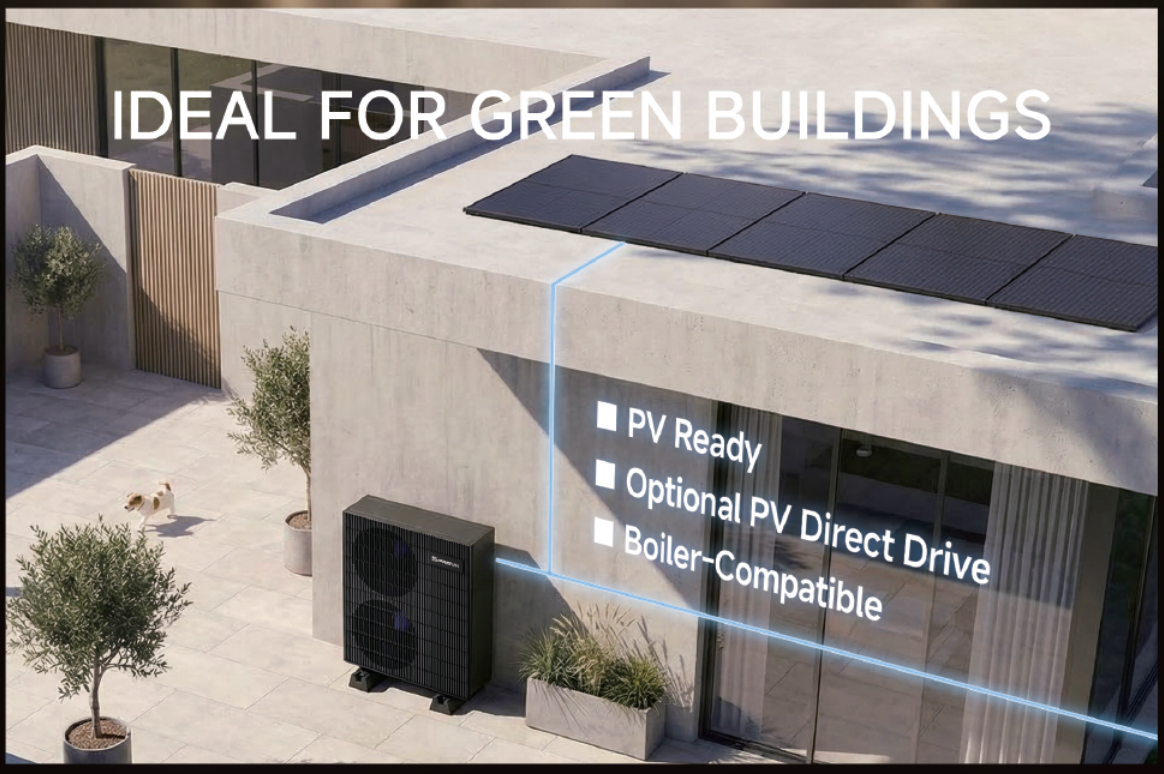

- Homes & Apartments
- Energy Retrofits
- Offices

CUTTING-EDGE INTELLIGENT CONTROL SYSTEM



CAREL CONTROL SYSTEM

Intelligent System Regulation

Environment-responsive, smart-tuned for optimal efficiency and comfort.



AI Defrost

- Intelligent Logic Design
- Smart Defrost Flow Path Design
- Smart Sensing, Analysis & Optimization

AI Defrost



AI Voice Assistant (Optional)

Voice-enabled control and instant query response for greater efficiency and lower service costs.



Smart IoT Management

- Manage Products & Devices
- Track Energy: Live & Historical
- Remote Service & Support

IoT

Dual APP

- End-users: remote control and energy monitoring.
- Dealers/Technicians: streamlined inventory and fault management.

Dealer APP

User APP

CLASS A SAFETY PERFORMANCE



5 Level
Safety
Protection

R290 Leak Detector
Leakage ≥15%
Auto- Alarm & Auto-Vent



FULL DC INVERTER TECHNOLOGY



Boost Efficiency
5%~15%

- Brushless DC Motor for Efficiency
- Instant ECO Mode Switch
- Steady Temperature & Humidity
- Minimal Heating Loss in Cold

*Compared to Standard Inverter HP



1 Advanced Acoustic Insulation
2 Silent Compartment Technology

INSTANT CLIMATE CONTROL AT YOUR FINGERTIPS

5-Inch Color Touchscreen



Global 25-Language Support

English Danish German Polish Finnish Dutch
Czech Norwegian Slovak Macedonian Romanian Italian More

DUAL-ZONE TEMPERATURE CONTROL

Every Room, Perfectly You.



*Support RS485 & Modbus Protocol



SPECIFICATION

Model			CGK030V4P-A	CGK040V4P-A	CGK050V4P-A	CGK060V4P-A	CGK-030V4P-A	CGK-040V4P-A	CGK-050V4P-A	CGK-060V4P-A
Power Supply / Refrigerant		V/Hz/Ph	220-240/50/1 - R290				380-420/50/3 - R290			
Max. Heating Capacity (A7°C/W35°C)		kW	10	12	16	19	10	12	16	19
C.O.P (A7°C/W35°C)		W/W	4.46	4.48	4.48	4.25	4.46	4.48	4.48	4.25
Heating Capacity Min./Max.(A7°C/W35°C)		kW	4.60 / 10.00	5.52 / 12.00	7.36 / 16.00	8.74 / 19.00	4.60 / 10.00	5.52 / 12.00	7.36 / 16.00	8.74 / 19.00
Heating Power Input Min./Max.(A7°C/W35°C)		W	812 / 2242	970 / 2679	1264 / 3571	1523 / 4471	812 / 2242	970 / 2679	1264 / 3571	1523 / 4471
C.O.P Min./Max.(A7°C/W35°C)		W/W	4.46 / 5.66	4.48 / 5.69	4.48 / 5.82	4.25 / 5.74	4.46 / 5.66	4.48 / 5.69	4.48 / 5.82	4.25 / 5.74
Max. Heating Capacity(A7°C/W45°C)		kW	9.4	11.2	14.6	18.1	9.4	11.2	14.6	18.1
C.O.P (A7°C/W45°C)		W/W	3.70	3.81	3.76	3.68	3.70	3.81	3.76	3.68
Heating Capacity Min./Max.(A7°C/W45°C)		kW	4.30 / 9.35	5.13 / 11.16	6.70 / 14.56	8.35 / 18.15	4.30 / 9.35	5.13 / 11.16	6.70 / 14.56	8.35 / 18.15
Heating power input Min./Max.(A7°C/W45°C)		W	999 / 2526	1187 / 2931	1513 / 3869	1914 / 5337	999 / 2621	1187 / 3114	1513 / 4063	1914 / 5337
C.O.P Min./Max.(A7°C/W45°C)		W/W	3.70 / 4.30	3.81 / 4.32	3.76 / 4.43	3.40 / 4.36	3.57 / 4.30	3.58 / 4.32	3.58 / 4.43	3.40 / 4.36
Max. Cooling Capacity(A35°C/W18°C)		kW	8.9	10.6	13.8	17.2	8.9	10.6	13.8	17.2
E.E.R (A35°C/W18°C)		W/W	3.59	3.69	3.65	3.57	3.59	3.69	3.65	3.57
Cooling Capacity Min./Max.(A35°C/W18°C)		kW	4.09 / 8.88	4.88 / 10.60	6.36 / 13.83	7.93 / 17.24	4.09 / 8.88	4.88 / 10.60	6.36 / 13.83	7.93 / 17.24
Cooling Power Input Min./Max.(A35°C/W18°C)		W	969 / 2474	1151 / 2870	1467 / 3789	1856 / 4829	969 / 2474	1151 / 2870	1467 / 3789	1856 / 4829
E.E.R Min./Max.(A35°C/W18°C)		W/W	3.59 / 4.22	3.69 / 4.24	3.65 / 4.34	3.57 / 4.27	3.59 / 4.22	3.69 / 4.24	3.65 / 4.34	3.57 / 4.27
Max. Cooling Capacity(A35°C/W7°C)		kW	7.8	9.4	11.8	14.8	7.8	9.4	11.8	14.8
E.E.R(A35°C/W7°C)		W/W	2.95	2.95	2.80	2.85	2.95	2.95	2.80	2.85
Cooling Capacity Min./Max.(A35°C/W7°C)		kW	3.59 / 7.80	4.32 / 9.40	5.43 / 11.80	6.81 / 14.80	3.59 / 7.80	4.32 / 9.40	5.43 / 11.80	6.81 / 14.80
Cooling Power Input Min./Max.(A35°C/W7°C)		W	966 / 2644	1160 / 3186	1422 / 4214	1810 / 5193	966 / 2644	1160 / 3186	1422 / 4214	1810 / 5193
E.E.R Min./Max.(A35°C/W7°C)		W/W	2.95 / 3.71	2.95 / 3.73	2.80 / 3.82	2.85 / 3.76	2.95 / 3.71	2.95 / 3.73	2.80 / 3.82	2.85 / 3.76
Max Power Input		kW	4.36	5.05	6.80	7.83	4.36	5.05	6.80	7.83
Max Current		A	20.86	24.16	32.54	37.46	9.20	10.66	14.35	16.52
Wire diameter		mm^2	4.0	6.0	6.0	6.0	2.5	2.5	4.0	4.0
Fuse or circuit breaker		A	32A	32A	40A	50A	13A	16A	20A	25A
Water Flow		m^3/h	1.63	2.00	2.67	3.18	1.63	2.00	2.67	3.18
Hot Water Flow Rate		L/h	191	230	303	381	191	230	303	381
Compressor	Type - Quantity/System		Twin Rotary - 1							
Fan	Quantity		1	1	2	2	1	1	2	2
	Airflow	m3/h	3000	3500	5000	5500	3000	3500	5000	5500
	Rated power	W	100	120	200	210	100	120	200	210
Water Side Heat Exchanger	Type		Plate Heat Exchanger							
	Water Pressure Drop	kPa	20	21	23	25	20	21	23	25
	Piping Connection	Inch	G1"	G1"	G1"	G1"	G1"	G1"	G1"	G1"
Pump model		/	APM25-9-130	APM25-9-130	APF25-12-130E	APF25-12-130E	APM25-9-130	APM25-9-130	APF25-12-130E	APF25-12-130E
Max Water Pump Head		m	9	9	10.5	10.5	9	9	10.5	10.5
Allowable Water Flow	Min./Rated./Max.	L/S	0.30 0.48 0.80	0.36 0.57 0.96	0.48 0.76 1.27	0.57 0.91 1.51	0.30 0.48 0.80	0.36 0.57 0.96	0.48 0.76 1.27	0.57 0.91 1.51
Sound pressure level(1m)		dB(A)	38	37	40	41	38	37	40	41
Sound power level(1m)		dB(A)	53	52	55	56	52	53	55	56
Net Dimension(L×D×H)		mm	1110*475*810	1110*475*960	1110*475*1355	1110*475*1355	1110*475*810	1110*475*960	1110*475*1355	1110*475*1355
Net Weight		kg	115	125	168	180	115	125	168	180
Pdesignh (35/55°C)		kW	7.596/7.032	8.254/7.846	10.699/10.097	12.869/12.086	7.626/7.032	8.231/7.846	10.719/10.097	12.766/12.086
SCOP (35/55°C)		kWh/kWh	5.02/3.90	5.03/3.93	5.06/3.88	5.08/3.97	5.02/3.90	5.03/3.93	5.06/3.88	5.08/3.97
SCOPon (35/55°C)		kWh/kWh	5.03/3.92	5.05/3.94	5.08/3.89	5.10/3.98	5.03/3.92	5.05/3.94	5.08/3.89	5.10/3.98
QH (35/55°C)		kWh/year	15680/14534	17045/16210	22106/20861	26651/24970	15680/14534	17045/16210	22106/20861	26651/24970
QHE (35/55°C)		kWh/year	3142/3723	3398/4122	4369/5370	5264/6286	3142/3723	3398/4122	4369/5370	5264/6286
ηs,h (35/55°C)		—	197.9%/153.1%	198.2%/154.3%	199.4%/152.4%	200.2%/155.9%	197.9%/153.1%	198.2%/154.3%	199.4%/152.4%	200.2%/155.9%
Seasonal space heating energyefficiency classes: (According (EU)No 811/2013 Table 2)			A+++							
Seasonal space heating energyefficiency classes: (According (EU)No 811/2013 Table 1)			A+++							
Operation Ambint Temp.(°C)			-25~45							
Operation water Temp.(°C)			10~70(DHW)							
Operation water Temp.(°C)			10~70(Heating)							
Operation water Temp.(°C)			12~30(Cooling)							

Note: (1) Heating condition: water inlet/outlet temperature: 30°C/35°C, Ambient temperature: DB 7°C/WB 6°C;
(2) Heating condition: water inlet/outlet temperature: 40°C/45°C, Ambient temperature: DB 7°C/WB 6°C;
(3) Cooling condition: water inlet/outlet temperature: 23°C/18°C, Ambient temperature: DB35°C/WB24°C;
(4) Cooling condition: water inlet/outlet temperature: 12°C/7°C, Ambient temperature: DB35°C/WB24°C;

The information in this document is just for reference. Since the continuous improvement and control in the production process, the information contained in this document may be subject to change. Please refer to the nameplate on the machine for model specifications.



www.sprsun.com

Guangzhou SPRSUN New Energy Technology Development Co., Ltd.

No. 10, Zhizao Avenue, Xiancun Town, Zengcheng District, Guangzhou City,
Guangdong Province, China, 511335
Tel: 0086-20-8218 1867 Mobile/WhatsApp: 0086-189 3398 5692
Email: inquiry@sprsun.com

e-Catalogue

Disclaimer: Specifications and designs are subject to change without notice. Images are for illustration purposes only. All trademarks belong to their respective owners.

FLY15-2603V1